

FLEXIBILITY AND TIME-SAVING INSTALLATION



NEW CHASSIS
FOR ATLANTIC, ATLANTIC
STAINLESS STEEL AND
MARINA CABINETS

CATALOGUE
PAGES
INSIDE
→

GLOBAL SPECIALIST
IN ELECTRICAL AND DIGITAL BUILDING INFRASTRUCTURES

 **legrand**[®]


NEW CHASSIS

FOR ATLANTIC, ATLANTIC STAINLESS
STEEL AND MARINA CABINETS



A NEW
REDESIGNED
RANGE FOR
EVEN GREATER
EFFICIENCY

- + MORE CLARITY,
2 DIFFERENT SOLUTIONS
- + MORE SIMPLICITY,
READY-TO-USE CHASSIS
- + MORE FREEDOM,
CHASSIS FOR CUSTOMER
ASSEMBLY
- + MORE FLEXIBILITY,
FASTER INSTALLATION TIME



CONTENTS

One range, 2 options	p.2
Ready-to-use chassis, the simple choice	p.4
Chassis for customer assembly, freedom of configuration	p.6
Chassis for customer assembly, flexibility and time-saving installation	p.8
Catalogue pages	p.10

One range, 2 options

Ready-to-use or for customer assembly,
more simplicity
and freedom

The new modular chassis are designed to integrate even more easily in Atlantic, stainless steel Atlantic and Marina cabinets. Two solutions are available in plastic and metal faceplate versions to meet all the requirements of current sites.

A READY-TO-USE MODULAR CHASSIS (SUPPLIED IN KIT FORM)



VERSION WITH PLASTIC
FACEPLATES




VERSION WITH METAL
FACEPLATE

6 SIZES AVAILABLE FOR CABINETS (H x W):


CABINETS	H x W (mm)	Number of modules per row	D (mm)
Atlantic, Atlantic stainless steel, Marina ⁽¹⁾	400 x 300	10	200 250 300 400
	500 x 400	16	
	500 x 500	21	
	600 x 400	16	
	700 x 500	21	
	800 x 600	27	

⁽¹⁾Chassis with plastic faceplates only

B CHASSIS FOR CUSTOMER ASSEMBLY ACCORDING TO THE DESIRED CONFIGURATION



VERSION WITH PLASTIC FACEPLATES



VERSION WITH METAL FACEPLATES

6 SIZES AVAILABLE FOR CABINETS (H x W):

CABINETS	H x W (mm)	Number of modules per row	D (mm)
Atlantic, Atlantic stainless steel, Marina ⁽¹⁾	700 x 500	19	200 250 300 400
	800 x 600	25	
	800 x 800	36	
	1000 x 600	25	
	1000 x 800	36	
	1200 x 800	36	


⁽¹⁾Chassis with plastic faceplates only

Ready-to-use chassis the simple choice

1 catalogue number =
1 complete product

An intuitive solution for ease of wiring: the chassis can be taken out for wiring in the workshop, ease of access inside the cabinet for wiring and maintenance, integration of modular products on a DIN rail.

1 CHASSIS WITH PLASTIC FACEPLATES RAL 7035



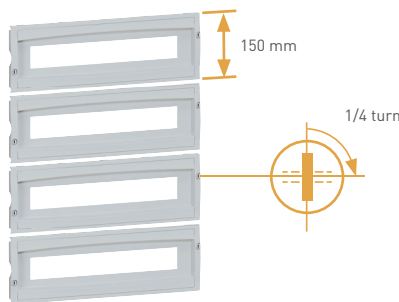
CONFIGURATION EXAMPLE
700 x 500 x 250 mm cabinet, 4 modular rows.
Faceplates H 150 mm (19 modules/row)

**INTEGRATION IN A
MARINA CABINET**



Atlantic Marina

Suitable for Marina, Atlantic and Atlantic stainless steel cabinets.



**INDIVIDUAL FACEPLATES
H 150 MM**
with 1/4-turn snap-on fixing.



**MARINA CABINETS:
ADJUSTABLE DEPTH**
Mounting depth can be adjusted according to the space needed between the cabinet door and the faceplate.

2 CHASSIS WITH METAL FACEPLATE RAL 7035



CONFIGURATION EXAMPLE
700 x 500 x 250 mm cabinet, 4 modular rows.
Monobloc metal faceplate (19 modules/row)

INTEGRATION IN AN ATLANTIC CABINET



Suitable for Atlantic and Atlantic stainless steel cabinets.



MONOBLOC FACEPLATE
Saves time during wiring operations (just 1 faceplate to remove, fewer fixing points, etc.).

Folding lugs



Before



After


PRE-CUT LUGS
On each side of the faceplate, these are used, once folded back, to create grab handles for easier faceplate removal. Fixed with Pozidriv PZ2 screws.

Chassis for customer assembly freedom of configuration

Composition and installation without constraints


A multitude of possibilities to create your ideal solution, the chassis for customer assembly has been designed to meet all your installation requirements. This clever solution can be used to mount modular and industrial products on the same chassis while ensuring an impeccable finish, thanks to the solid and modular faceplates available in several different heights.

1 CHASSIS WITH PLASTIC FACEPLATES



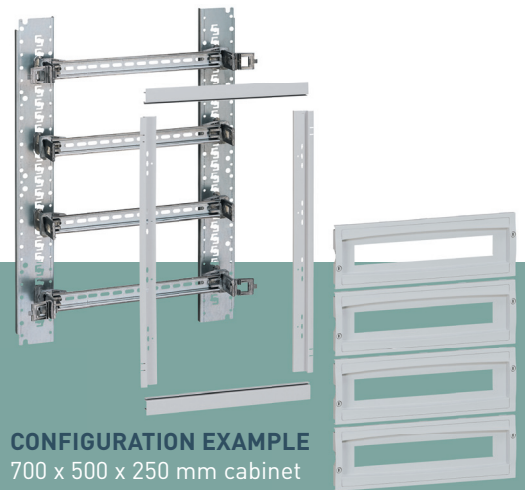
FUNCTIONAL AND FACEPLATE SUPPORT UPRIGHTS

6 sizes, to be chosen according to the cabinet height and width



FACEPLATES FOR MODULAR EQUIPMENT OR SOLID FACEPLATES

(supplied with DIN rail and fixing lugs)
Height: 150 or 300 mm
OR SOLID FACEPLATES
Height: 150 or 300 mm
¼-turn quick fixing.



CONFIGURATION EXAMPLE

700 x 500 x 250 mm cabinet
4 modular rows
Faceplates H 150 mm (19 modules/row)


A WIDE CHOICE OF CONFIGURATIONS

WHETHER WITH PLASTIC OR METAL FACEPLATES, OUR CHASSIS FOR CUSTOMER ASSEMBLY OFFER EXCELLENT MODULARITY



DEPENDING ON REQUIREMENTS, THE SAME CHASSIS CAN ACCOMMODATE:


- DIN rails
- Lina 12.5 or Lina 25 solid plates or perforated plates
- Mounting plates for power equipment, etc



SOLID OR PERFORATED PLATES


These can be fixed directly on functional uprights using 4 screws or on the back of the uprights using 2 kits Cat No. 4 330 99

2 CHASSIS WITH METAL FACEPLATES



FUNCTIONAL AND FACEPLATE SUPPORT UPRIGHTS

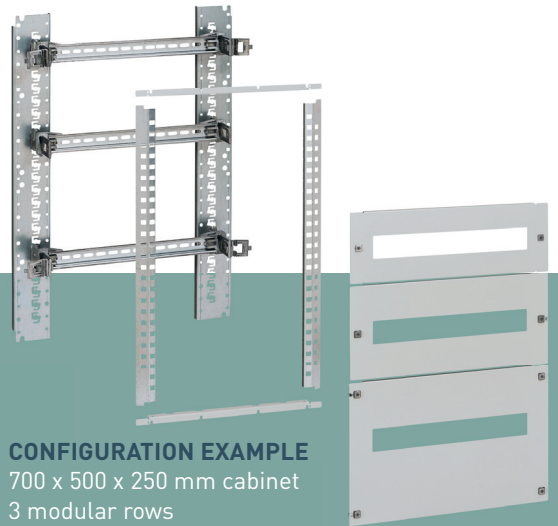
6 sizes, to be chosen according to the cabinet height and width



FACEPLATES FOR MODULAR EQUIPMENT OR SOLID METAL FACEPLATES

(supplied with rail and fixing lugs)
Height: 150 mm, 200 or 300 mm
OR SOLID METAL FACEPLATES
Height: 50, 150, 200 or 300 mm.

Quick clip-on fixing,
1/4-turn unfastening



CONFIGURATION EXAMPLE

700 x 500 x 250 mm cabinet
3 modular rows
Faceplates H 150/200 and 300 mm
(19 modules/row)



MODULAR FACEPLATES OR SOLID FACEPLATES

They provide an impeccable finish



Modular faceplates



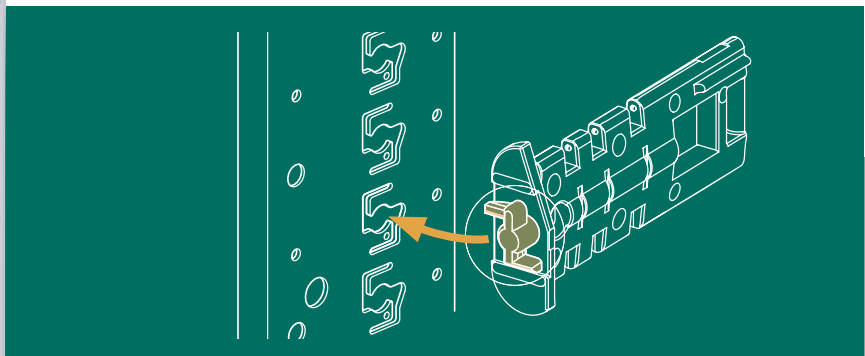

Solid faceplate and finishing strip

Chassis for customer assembly flexibility and time-saving installation

Clever and intuitive
mounting features

Legrand has developed fixing systems to optimise the installation time regardless of the cabinet configuration. Rail adjustment made easier by nifty cut-outs and faceplate and faceplate support uprights that simply clip on.

ADJUSTABLE RAIL



ASYMMETRICAL CUT-OUT FOOTPRINT

This corresponds to the fixing lug profile and intuitively ensures they are mounted the right way round

FIXING LUGS FOR RAIL

THESE CAN ADJUST THE DIN RAIL MOUNTING DEPTH (3 POSITIONS⁽¹⁾) ACCORDING TO THE SIZE OF THE PROTECTION EQUIPMENT (DIN RAIL MOUNTING CIRCUIT BREAKERS OR DPX³ TYPE MCCBs FOR EXAMPLE).

⁽¹⁾ 3 mounting positions: 45 mm, 60 mm and 75 mm



Fixing lug ready to receive rail.



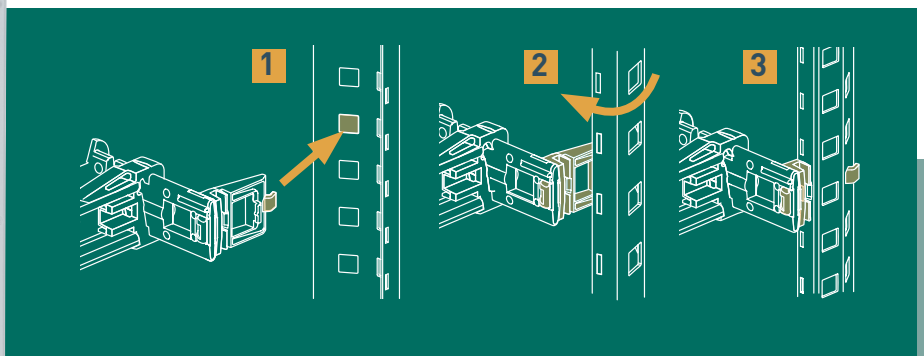

Rail in high position (DIN rail mounting circuit breaker)



Rail in low position (DPX³ MCCB)

Once the rail position has been defined, simply lock it in position with a single clockwise movement.

FACEPLATE SUPPORT UPRIGHTS



FIXING FACEPLATE SUPPORT UPRIGHTS

The faceplate support uprights are quickly and simply clipped in place without tools, thanks to the fixing lugs

FIXING LUGS FOR FACEPLATE SUPPORT UPRIGHTS



Fixing lugs are supplied with the uprights.



The faceplate support uprights are quickly and simply clipped in place without tools

Atlantic, stainless steel Atlantic and Marina cabinets

ready-to-use chassis



Marina cabinet 0 362 55 + plastic chassis Cat.No 4 330 03

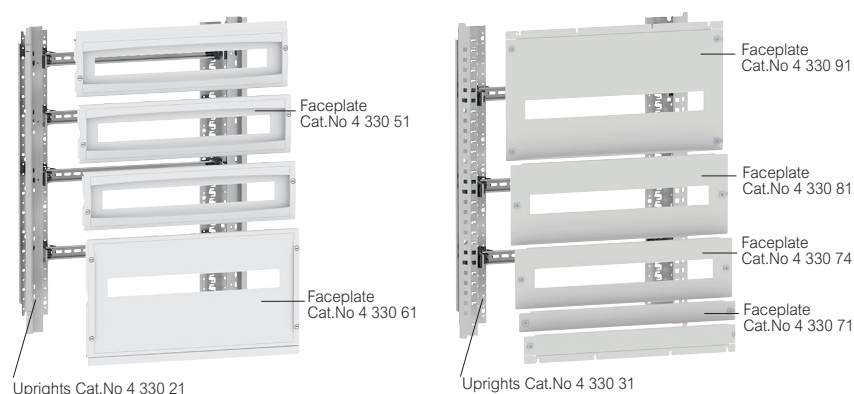


Atlantic cabinet with glass door Cat.No 0 354 94 + metal chassis Cat.No 4 330 13

Pack	Cat.Nos	Chassis with plastic faceplates RAL 7035	Pack	Cat.Nos	Chassis with metal faceplates RAL 7035
1	4 330 00	<p>Supplied complete with U rails depth 15 mm, functional and faceplate support uprights, and faceplates Self-extinguishing at 750°C according to standard EN/IEC 60695-2-11 Individual faceplates, height 150 mm The chassis frame can be removed for wiring outside the cabinet Suitable for all cabinet depths</p> <p>For cabinets 400 x 300 mm 30 modules (3 rows of 10) Supplied with 1 blanking plate</p>	1	4 330 10	<p>Supplied complete with U rails depth 15 mm, functional and faceplate support uprights, and faceplates Self-extinguishing at 750°C according to standard EN/IEC 60695-2-11 Monobloc faceplates The chassis frame can be removed for wiring outside the cabinet Suitable for all cabinet depths</p> <p>For cabinets 400 x 300 mm 30 modules (3 rows of 10) Supplied with 1 blanking plate</p>
1	4 330 01	<p>For cabinets 500 x 400 mm 48 modules (3 rows of 16) Supplied with 1 blanking plate</p>	1	4 330 11	<p>For cabinets 500 x 400 mm 48 modules (3 rows of 16) Supplied with 1 blanking plate</p>
1	4 330 02	<p>For cabinets 500 x 500 mm 63 modules (3 rows of 21) Supplied with 1 blanking plate</p>	1	4 330 12	<p>For cabinets 500 x 500 mm 63 modules (3 rows of 21) Supplied with 1 blanking plate</p>
1	4 330 03	<p>For cabinets 600 x 400 mm 48 modules (3 rows of 16) Supplied with 1 blanking plate</p>	1	4 330 13	<p>For cabinets 600 x 400 mm 48 modules (3 rows of 16) Supplied with 1 blanking plate</p>
1	4 330 04	<p>For cabinets 700 x 500 mm 84 modules (4 rows of 21) Supplied with 2 blanking plates</p>	1	4 330 14	<p>For cabinets 700 x 500 mm 84 modules (4 rows of 21) Supplied with 2 blanking plates</p>
1	4 330 05	<p>For cabinets 800 x 600 mm 135 modules (5 rows of 27) Supplied with 2 blanking plates</p>	1	4 330 15	<p>For cabinets 800 x 600 mm 135 modules (5 rows of 27) Supplied with 2 blanking plates</p>
10	0 361 00	<p>Blanking plate 38 modules, length 684 mm</p>			

Atlantic, stainless steel Atlantic and Marina cabinets

chassis for customer assembly



Pack	Cat.Nos	Functional and faceplate support uprights for plastic faceplates
		Can take: rails depth 15 mm, solid plates, Lina 12.5 and Lina 25 plates and plastic faceplates
1	4 330 20	For cabinets 700 x 500 mm
1	4 330 21	For cabinets 800 x 600 mm
1	4 330 22	For cabinets 800 x 800 mm
1	4 330 23	For cabinets 1000 x 600 mm
1	4 330 24	For cabinets 1000 x 800 mm
1	4 330 25	For cabinets 1200 x 800 mm

Pack	Cat.Nos	Plastic faceplates for modular equipment
		RAL 7035 Supplied with rails depth 15 mm Fix onto faceplate support uprights for plastic faceplates Cat.Nos 4 330 20/21/22/23/24/25 Adjustable rail depth: 45, 60 or 75 mm
		Height 150 mm
1	4 330 50	For cabinets width 500 mm (19 modules/row)
1	4 330 51	For cabinets width 600 mm (25 modules/row)
1	4 330 52	For cabinets width 800 mm (36 modules/row)
		Height 300 mm
1	4 330 60	For cabinets width 500 mm (19 modules/row)
1	4 330 61	For cabinets width 600 mm (25 modules/row)
1	4 330 62	For cabinets width 800 mm (36 modules/row)

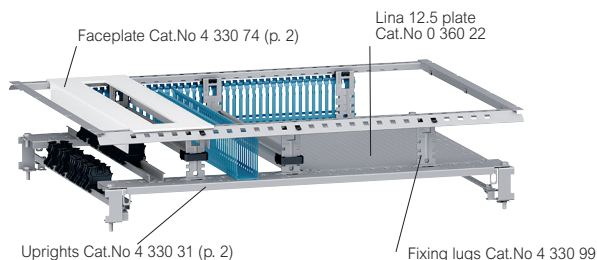
Pack	Cat.Nos	Plastic solid faceplates
		RAL 7035 Fix onto faceplate support uprights for plastic faceplates Cat.Nos 4 330 20/21/22/23/24/25
		Height 150 mm
1	4 330 53	For cabinets width 500 mm
1	4 330 54	For cabinets width 600 mm
1	4 330 55	For cabinets width 800 mm
		Height 300 mm
1	4 330 63	For cabinets width 500 mm
1	4 330 64	For cabinets width 600 mm
1	4 330 65	For cabinets width 800 mm

Pack	Cat.Nos	Functional and faceplate support uprights for metal faceplates
		Can take: rails depth 15 mm, solid plates, Lina 12.5 and Lina 25 plates and metal faceplates
1	4 330 30	For cabinets 700 x 500
1	4 330 31	For cabinets 800 x 600
1	4 330 32	For cabinets 800 x 800
1	4 330 33	For cabinets 1000 x 600
1	4 330 34	For cabinets 1000 x 800
1	4 330 35	For cabinets 1200 x 800

Pack	Cat.Nos	Metal faceplates for modular equipment
		RAL 7035 Supplied with rails depth 15 mm Fix onto faceplate support uprights for metal faceplates Cat.Nos 4 330 30/31/32/33/34/35 Adjustable rail depth: 45, 60 or 75 mm
		Height 150 mm
1	4 330 73	For cabinets width 500 mm (19 modules/row)
1	4 330 74	For cabinets width 600 mm (25 modules/row)
1	4 330 75	For cabinets width 800 mm (36 modules/row)
		Height 200 mm
1	4 330 80	For cabinets width 500 mm (19 modules/row)
1	4 330 81	For cabinets width 600 mm (25 modules/row)
1	4 330 82	For cabinets width 800 mm (36 modules/row)
		Height 300 mm
1	4 330 90	For cabinets width 500 mm (19 modules/row)
1	4 330 91	For cabinets width 600 mm (25 modules/row)
1	4 330 92	For cabinets width 800 mm (36 modules/row)

Pack	Cat.Nos	Solid metal faceplates
		RAL 7035 Fix onto faceplate support uprights for metal faceplates Cat.Nos 4 330 30/31/32/33/34/35
		Height 50 mm
1	4 330 70	For cabinets width 500 mm
1	4 330 71	For cabinets width 600 mm
1	4 330 72	For cabinets width 800 mm
		Height 150 mm
1	4 330 76	For cabinets width 500 mm
1	4 330 77	For cabinets width 600 mm
1	4 330 78	For cabinets width 800 mm

Atlantic, stainless steel Atlantic and Marina cabinets chassis for customer assembly (continued)



Pack	Cat.Nos	Solid metal faceplates (continued)
		RAL 7035 Fix onto faceplate support uprights for metal faceplates Cat.Nos 4 330 30/31/32/33/34/35
		Height 200 mm
1	4 330 83	For cabinets width 500 mm
1	4 330 84	For cabinets width 600 mm
1	4 330 85	For cabinets width 800 mm
		Height 300 mm
1	4 330 93	For cabinets width 500 mm
1	4 330 94	For cabinets width 600 mm
1	4 330 95	For cabinets width 800 mm
		Fixing lugs
		Used to mount and adjust the depth of rails depth 15 mm, solid plates, or Lina 12.5 and Lina 25 plates on functional uprights of chassis for customer assembly If mounting plates, order 2 kits
1	4 330 99	Kit of 2 lugs
		Mounting plates
1	4 330 45	For mounting power equipment such as DPX ³ 160, Vistop 160 A in cabinets width 600 mm
1	4 330 46	For mounting 1, 2 or 3 DPX ³ 160, DPX ³ 250 and Vistop 160 A power devices in cabinets width 800 mm

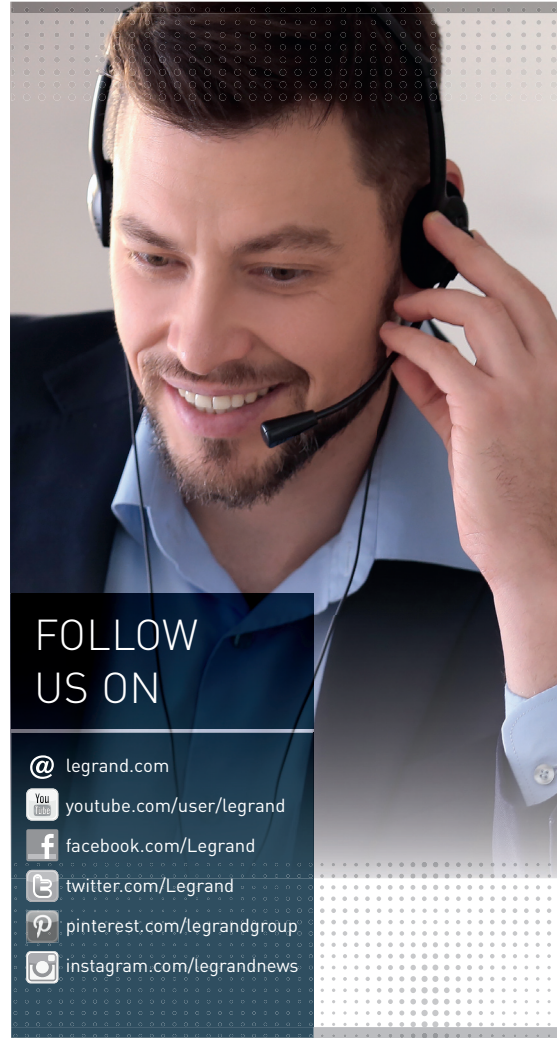
Atlantic, stainless steel Atlantic and Marina cabinets chassis for customer assembly

Cabinet faceplate height

Cabinet	H (mm)	Faceplate H (mm)
Metal	700	650
	800	750
	1000	950
	1200	1150
Plastic	700	600
	800	750
	1000	900
	1200	1050

Selection guide

Cabinet H x W (mm)	700 x 500	800 x 600	800 x 800	1000 x 600	1000 x 800	1200 x 800
Uprights	4 330 30	4 330 31	4 330 32	4 330 33	4 330 34	4 330 35
Faceplate 50mm	4 330 70	4 330 71	4 330 72	4 330 71	4 330 72	4 330 72
Faceplate 150mm	4 330 73	4 330 74	4 330 75	4 330 74	4 330 75	4 330 75
Faceplate 150mm	4 330 76	4 330 77	4 330 78	4 330 77	4 330 78	4 330 78
Faceplate 200mm	4 330 80	4 330 81	4 330 82	4 330 81	4 330 82	4 330 82
Faceplate 200mm	4 330 83	4 330 84	4 330 85	4 330 84	4 330 85	4 330 85
Faceplate 300mm	4 330 90	4 330 91	4 330 92	4 330 91	4 330 92	4 330 92
Faceplate 300mm	4 330 93	4 330 94	4 330 95	4 330 94	4 330 95	4 330 95
Uprights	4 330 20	4 330 21	4 330 22	4 330 23	4 330 24	4 330 25
Faceplate 150mm	4 330 50	4 330 51	4 330 52	4 330 51	4 330 52	4 330 52
Faceplate 150mm	4 330 53	4 330 54	4 330 55	4 330 54	4 330 55	4 330 55
Faceplate 300mm	4 330 60	4 330 61	4 330 62	4 330 61	4 330 62	4 330 62
Faceplate 300mm	4 330 63	4 330 64	4 330 65	4 330 64	4 330 65	4 330 65



FOLLOW US ON

@ legrand.com

 youtube.com/user/legrand

 facebook.com/Legrand

 twitter.com/Legrand

 pinterest.com/legrandgroup

 instagram.com/legrandnews



Head Office

and International Department
87045 Limoges Cedex - France

Tel: +33(0)5 55 06 87 87

Fax: +33(0)5 55 06 74 55