


SMARTHER

CONNECTED
THERMOSTAT WITH
INTEGRATED WI-FI





COMFORT AND ENERGY SAVING WHEREVER YOU ARE

Smarter: the Wi-Fi thermostat,
simple to use and always connected.



Thanks to its touch display, the thermostat can be controlled with a single touch.

Maximum comfort with a simple touch, wherever you are.

There's a new thermostat on the scene! Smarter.

It is connected, simple and perfect for all.


Do you want maximum comfort locally? Just a simple touch on the device to activate the heating or cooling and modify the temperature.

By means of the APP and the smartphone you can instead create your programs simply and have a smarter level of home climate management, even when you are away from home.



Using it correctly allows you to save on power consumption for heating.






ESSENTIAL DESIGN MODERN STYLE

Thin, white and glass effect to fit in perfectly with all styles of home and all wiring device ranges.

Elegance and functionality in a few millimetres thickness: a device for everyone, simple to understand and easy to use, which hides a subtle and modern technology.



A minimal and refined design, in which the thinness and glass-effect white finish make it versatile and suitable for any style of home.



The metallised detail is a distinctive element which characterises the object and becomes an informative and enhancing element of the new "Boost" function.

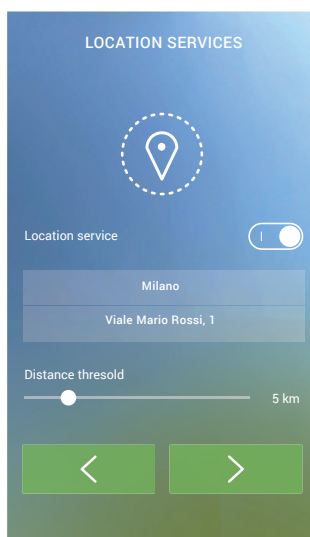


The discrete white light is decorative and informative, assisting the user in understanding and using the functions.

WHAT CAN YOU DO WITH THE LEGRAND CONNECTED THERMOSTAT?

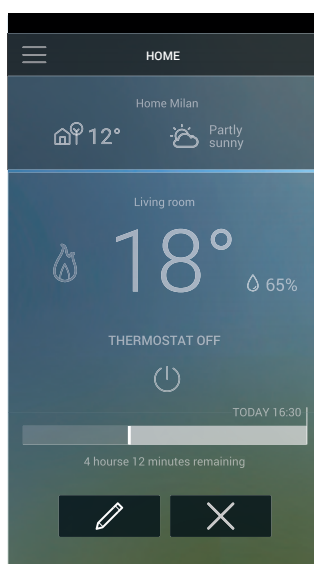


With the APP you can
control and adjust the
temperature anywhere
and at any time.



GEOLOCATION

Thanks to the APP the thermostat always knows where you are, allowing you to save money. If you leave home earlier than usual (e.g. at 8 instead of 9) the thermostat will automatically send you a message asking if the heating should be switched off early.



MANUAL CONTROL AND USING THE APP

If you need to be away from home for a few days you can, via the APP, act remotely to adjust the thermostat (e.g. in antifrost mode) independent of the automatic programming.



The "Boost" mode
avoids waste
because at the end
of the period of
operation you can
be certain that the
heating or cooling
will switch OFF.

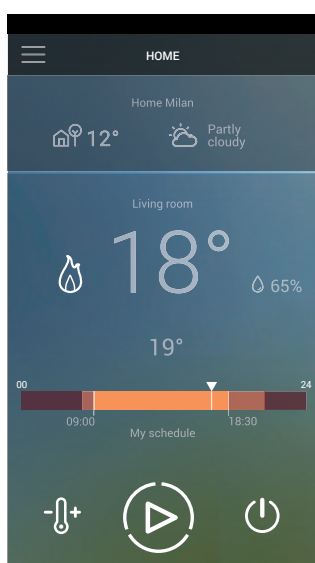
BOOST

A SINGLE FUNCTION
FOR MORE WELLBEING

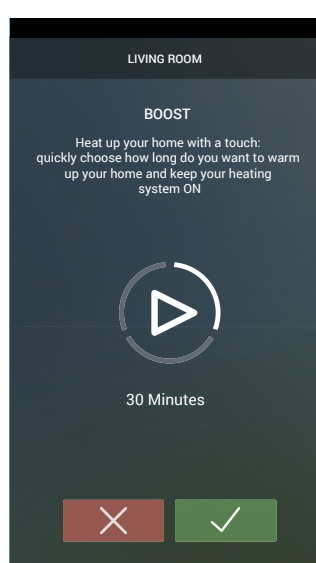
You immediately obtain the comfort you desire.

Activates the heating or cooling for a limited time, regardless of the profile set and the room temperature.

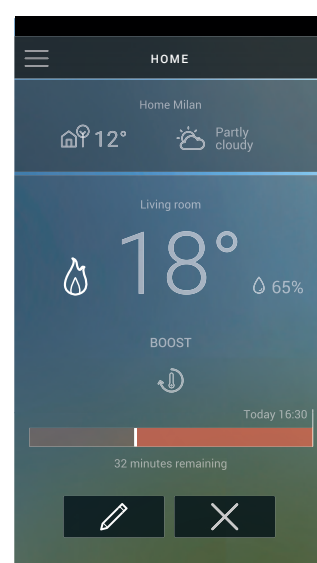
WITH THE SMARTPHONE



Click on the "Boost" function icon.



Select the duration (30, 60, or 90 minutes) and confirm. Heating is ON.



The red bar indicates that the "Boost" function is active. You can cancel it at any time by clicking on the X.

WITH THE THERMOSTAT



Click on the "Boost" function icon.

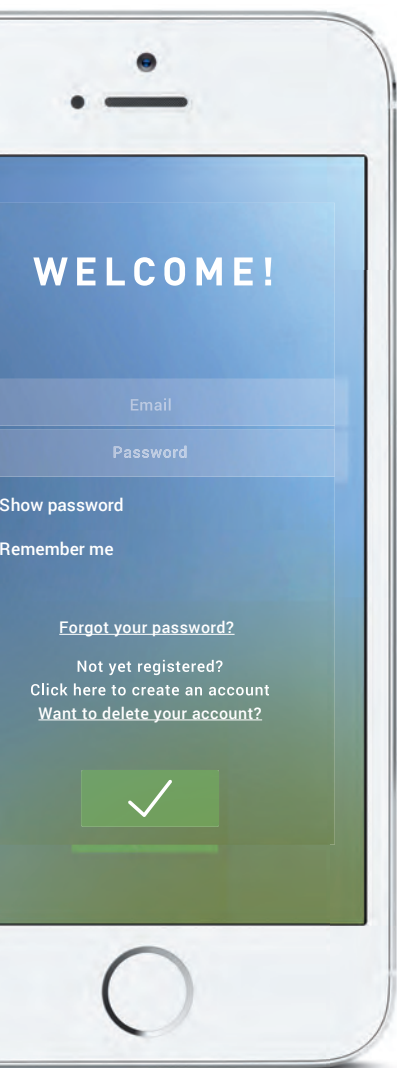


Select the duration (30, 60, or 90 minutes) and confirm. Heating is ON.



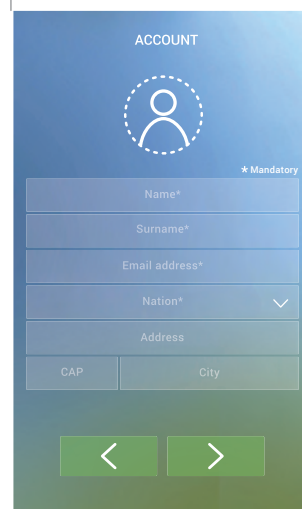
The red bar * indicates that the "Boost" function is active. You can cancel it at any time by clicking on the icon.

* As the minutes go by the red bar shrinks until it disappears when the Boost cycle has finished.



Install the APP and
in just three steps
you can already
use the connected
thermostat

1. CREATE YOUR ACCOUNT



APP

**With the APP, using the
smartphone
it is possible:**

- to remotely manage the connected thermostat simply and intuitively;
- to create and modify the weekly programs;
- to manage the thermostat updates (firmware)

Different users can manage the same thermostat by installing the APP on several smartphones. Furthermore, thanks to the Legrand Cloud, personal data and functions can be managed with maximum security.

And if the internet does not work?

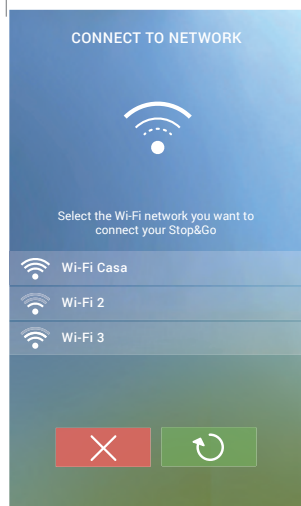
The thermostat continues to work in the room following the set program. The APP cannot be used remotely but will continue to work locally on the home Wi-Fi network.



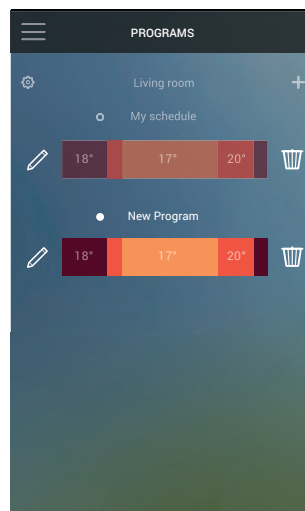
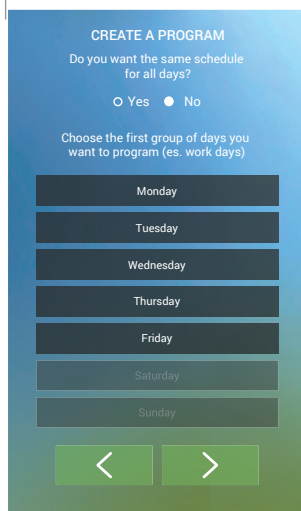
The Thermostat
Legrand App is free
and is available on



2. CONNECT THE THERMOSTAT TO THE HOME WI-FI NETWORK



3. CHOOSE THE GUIDED PROCEDURE TO CREATE THE WEEKLY PROGRAM



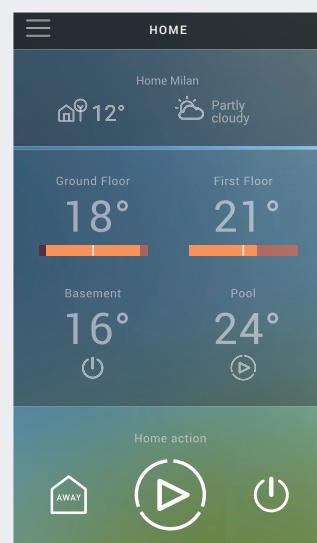
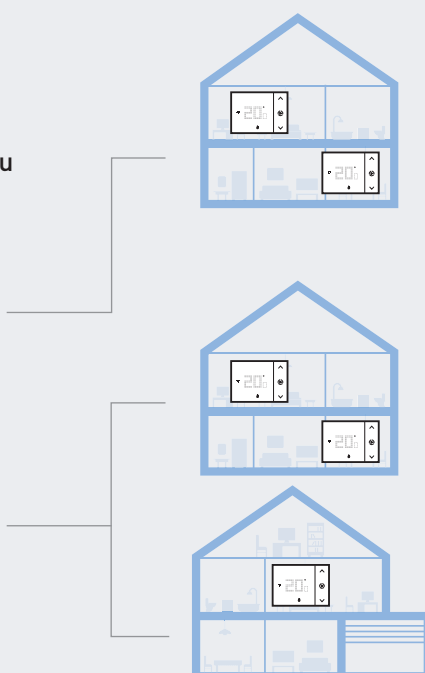
If necessary you can call the Legrand after-sales service directly by means of the Help pushbutton integrated in the application, or by calling the free number 800-837035.

PROGRAM AND MANAGE? WITH THE APP IT'S ALL VERY EASY.

MORE THERMOSTATS? MORE HOUSES?

As well as a single device you can also manage:

- several devices in the same home (zone isolation of the system)
- devices in different buildings (home thermostat and second-home thermostat)



Management of several thermostats

HOW TO INSTALL IT

FLUSH MOUNTED Smarther thermostat



Item 0 490 36



WI-FI
thermostat
that can be
installed on
the flush
mounted
box item
503E

Can be installed also on:
- flush mounted round box
item 500 (fixing using the wall dowels)
- plasterboard boxes item PB503 and PB502

WALL MOUNTED Smarther Thermostat



Item 0 490 37



WI-FI
thermostat
that can
be wall
mounted

In both types of installation
prepare 4 cables:
- two for the 230 Vac Power supply
- two for the boiler contact

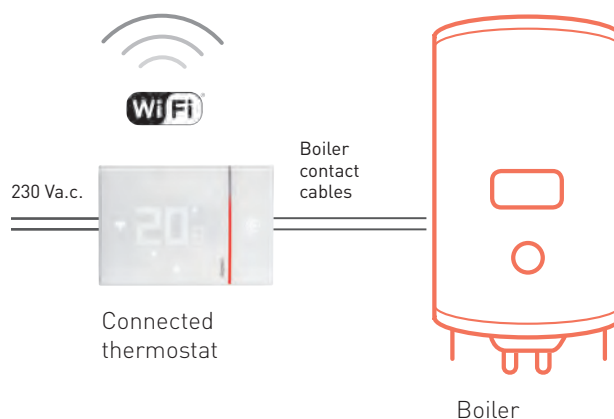
* Note: the Legrand connected thermostat can also be installed to replace the boiler thermostats, as it has an input contact.

Easily replace the old thermostat, whether flush or wall-mounting, working with batteries or supplied at 230 V a.c.

Born to be easy, the new connected thermostat is **the ideal solution for both new installations and to replace an old thermostat.**

Flush or wall-mounting, the connected thermostat is easy to set up.

Only tip: when replacing an old battery thermostat you will need two wires for the 230 V ac. power supply



Wall mounted timer thermostat



Flush mounted timer thermostat

BTicino timer thermostat replaceable with the new connected thermostat


Table of replaceable products

	AXOLUTE		LIVINGLIGHT		MÀTIX	
	Flush-mounted	Wall mounted	Flush-mounted	Wall mounted	Flush-mounted	Wall mounted
Battery power supply*	HD/HC/HS4451		N/NT/L4451	N/NT/L4450	AM5721	N4450
	HC/HS4449		N/L4449			
230 Vac power supply			N/NT/L4448			

* Note: for battery devices you will need the wires for the 230 V ac. power supply


■ FEATURES AND CONNECTIONS

Front view



Rear view


FLUSH MOUNTED
VERSION



WALL MOUNTED
VERSION

Power supply
230 Vac

Relay contacts
(connections
to boilers, air
conditioning,
solenoid valves)



Smarther

connected thermostat



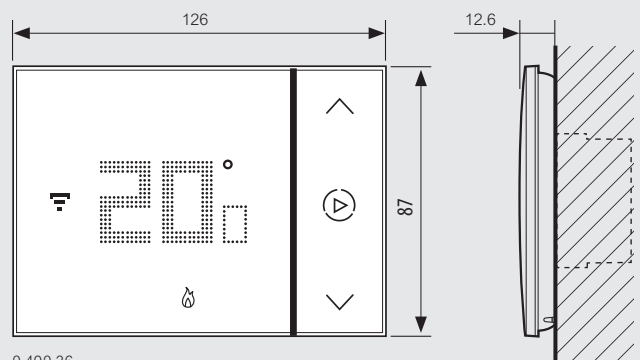
0 490 36



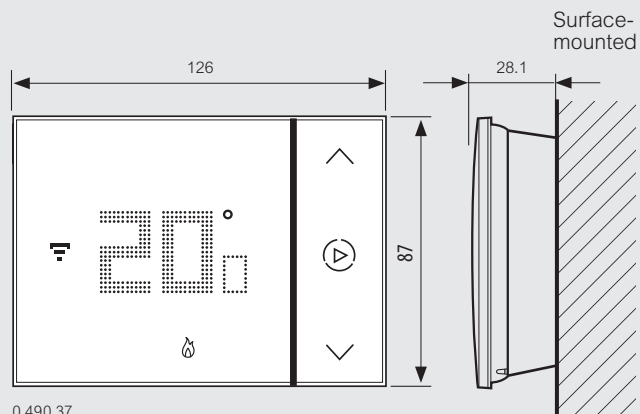
0 490 37

Pack	Cat.Nos	Connected thermostat
1	0 490 36	<p>The Smarther connected thermostat, together with the dedicated Thermostat App, is a device which allows you to adjust and monitor the temperature in the rooms precisely and accurately; all the programming and most of the functions are performed simply and intuitively using the App. Thanks to its Wi-Fi connection, Smarther can be programmed and controlled remotely; it can also display the temperature and humidity measured in the room.</p> <p>The temperature level can be set locally for manual operation and the Boost mode can be activated. The Boost forces the switching on of the system for a limited time (30, 60 or 90 minutes) independent of the measured and programmed temperature.</p> <ul style="list-style-type: none"> - 100 - 250Vac, 50/60Hz power supply; - 2 W max absorption; - maximum cable section 1 x 1.5mm²; - temperature measurement 0°C - 50°C; - temperature set-point 5°C - 40°C, - increase of 0.5°C; - 1-contact output in switching free of 5(2)A potential. <p>Types of installation: flush mounted</p>
1	0 490 37	<p>Features: 0 490 36.</p> <p>Installation: on the wall, using screws and dowels suitable for the installation surface (brickwork, plasterboard, tiles etc.).</p>

DIMENSIONAL DATA



0 490 36



0 490 37

Size in mm



Eliot is the Legrand program dedicated to connected objects (Internet of things) which identifies all those products or systems which, because they can connect to the internet, give added value in terms of functionality, information, interactions with the environment and use.



FOLLOW US ALSO ON



www.legrand.com



www.youtube.com/user/legrand



www.facebook.com/Legrand



twitter.com/legrand_news



pinterest.com/legrandgroup



World Headquarters
and International Department
87045 Limoges Cedex - France
☎ : + 33 (0) 5 55 06 87 87
Fax: + 33 (0) 5 55 06 74 55